

4

3

2

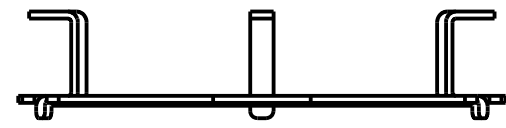
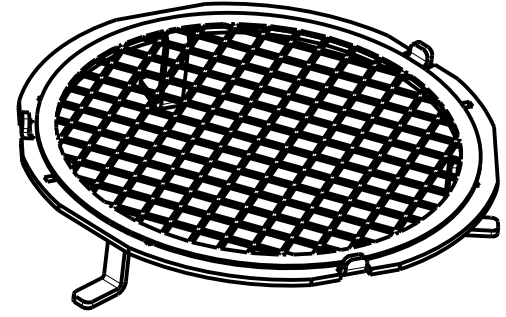
DWG. NO. 360067 SH. 1 REV. A

REVISIONS				
REV	CO #	DESCRIPTION	DATE	APPROVED
A	113.987	RELEASE	7-20-10	RDG

THIS DRAWING HAS BEEN GENERATED AND IS MAINTAINED BY PRO/ENGINEER CAD SYSTEM.

D

D

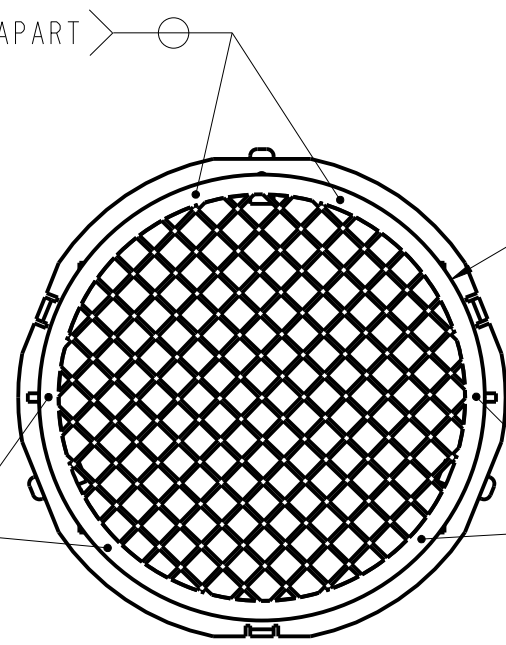


C

C

WELDS APPROX. 1.5" APART (STRADLE LEG)

1 CENTER SCREEN OVER FRAME BY ALIGNING INSIDE DIAMETERS



2

WELDS APPROX. 1.5" APART (STRADLE LEG)

WELDS APPROX. 1.5" APART (STRADLE LEG)

B

B

ITEM	TYPE	TITLE	PART NO.	QTY.
1	PART	SCREEN, GLOW DISCHARGE, 6CF	320486	1
2	PART	BAFFLE MOUNT, LINEOSITE, 6", 200/300	320523	1

NOTES:

1. MACHINE, CLEAN, AND HANDLE PER GAMMA SPEC. #430005.

A

A

METRIC

THIRD ANGLE PROJECTION

UNLESS OTHERWISE SPECIFIED
 DIMENSIONS ARE IN MILLIMETERS
 SURFACE ROUGHNESS IN MICROMETERS

TOLERANCES:
 LINEAR ±0.13
 HOLES ±0.13
 ANGULAR (±)
 MACHINED 0.5°
 FORMED 1°
 CHAMFER 5° 1.6

MACHINED SURFACES
 BREAK SHARP EDGES:
 R0.2 OR 45° 0.2 MAX.
 INTERNAL MACH. CORNER R.4 MAX.

OWN R GOLLA DATE 7-20-10
 CHR MHC DATE 7-20-10
 APPV R GOLLA DATE 7-20-10
 RI R GOLLA

TOLERANCING AND DIMENSIONING PER ANSI Y14.5M-1982

THIS DRAWING CONTAINS PROPRIETARY INFORMATION AND ANY REPRODUCTION, DISCLOSURE OR USE OF THIS DRAWING IS EXPRESSLY PROHIBITED EXCEPT AS AGREED TO IN WRITING.

Gamma Vacuum
 2915 133rd Street W., Shakopee, MN

Glow Disch Screen Asy, 6"CF

SIZE C DRAWING NO. 360067 REV. A
 SCALE 1.000 DETACHED PLO SPEC SHT 1 OF 1

4

3

2

1