

4

3

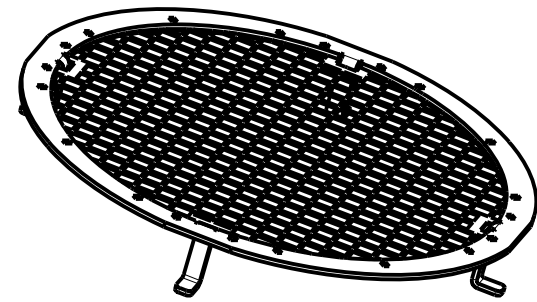
2

DWG. NO. 360068 SH. 1 REV. A

REVISIONS				
REV	CO #	DESCRIPTION	DATE	APPROVED
A	113.987	REPLACES 218-3000	7-21-10	RDG

THIS DRAWING HAS BEEN GENERATED AND IS MAINTAINED BY PRO/ENGINEER CAD SYSTEM.

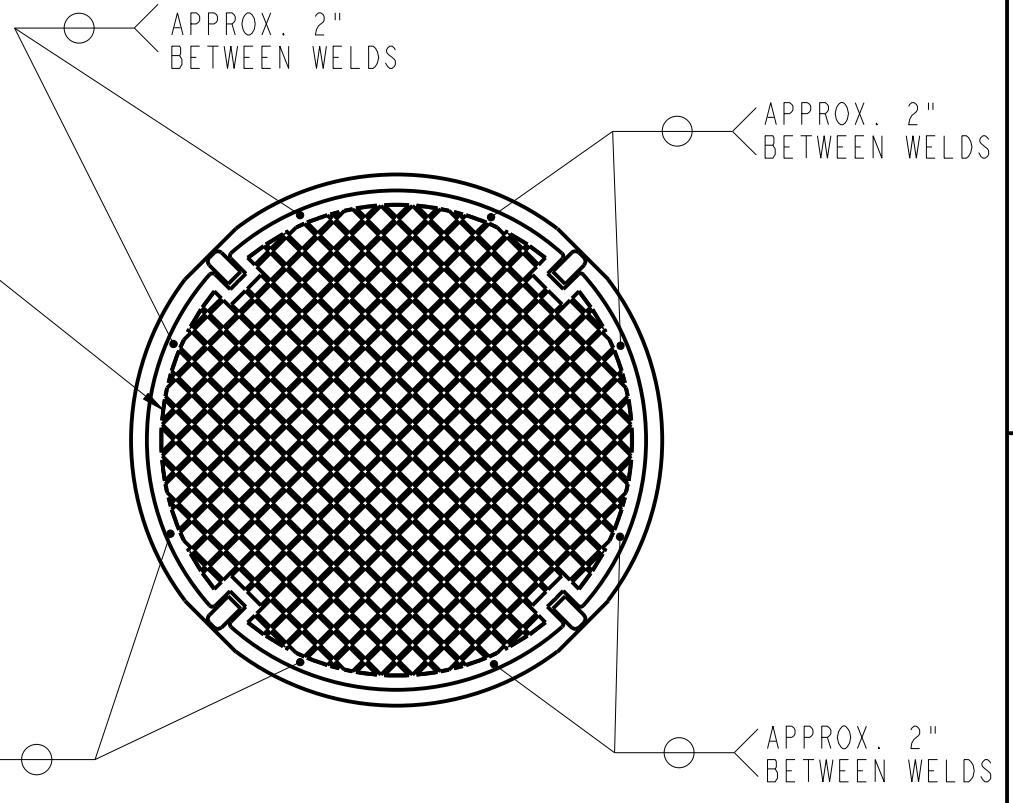
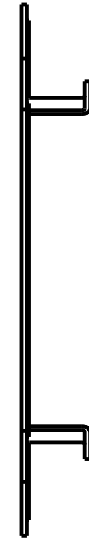
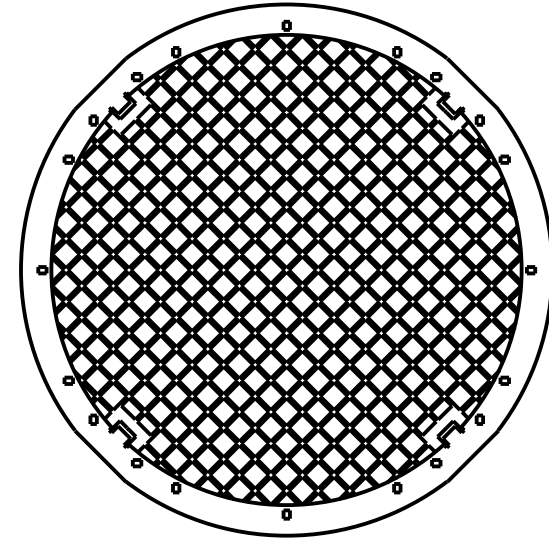
D



NOTE -
SCREEN MOUNTS
ON BOTTOM
SIDE OF FRAME

CENTER SCREEN ON FRAME BY
ALIGNING INSIDE DIAMETERS

C



B

A

NOTES:

1. MACHINE, CLEAN, AND HANDLE PER GAMMA SPEC. #430005.

ITEM	TYPE	TITLE	PART NO.	QTY.
1	PART	SCREEN,GLOW DISCHARGE,8CF	320485	1
2	PART	MOUNT,BAFFLE,LP LINE OF SIGHT	320503	1

METRIC THIRD ANGLE PROJECTION 	<small>UNLESS OTHERWISE SPECIFIED</small> DIMENSIONS ARE IN MILLIMETERS SURFACE ROUGHNESS IN MICROMETERS TOLERANCES: LINEAR ±0.13 HOLES ±0.13 ANGULAR (±) MACHINED 0.5° FORMED 1° CHAMFER 5° 1.6 MACHINED SURFACES BREAK SHARP EDGES: R0.2 OR 45° 0.2 MAX. INTERNAL MACH. CORNER R.4 MAX.	DWN R GOLLA DATE 20-Jul-10 CHR MHC DATE 7-20-10 APPV R GOLLA DATE 7-20-10 RI R GOLLA	Gamma Vacuum 2915 133rd Street W., Shakopee, MN
		TOLERANCING AND DIMENSIONING PER ANSI Y14.5M-1982 <small>THIS DRAWING CONTAINS PROPRIETARY INFORMATION AND ANY REPRODUCTION, DISCLOSURE OR USE OF THIS DRAWING IS EXPRESSLY PROHIBITED EXCEPT AS GAMMA VACUUM MAY OTHERWISE AGREE TO IN WRITING.</small>	TITLE Glow Disch Screen Asy,8"CF SIZE C DRAWING NO. 360068 REV. A SCALE 0.750 DETACHED <input type="checkbox"/> PLO SPEC SHT 1 OF 1

4

3

2

1